Why do you teach at Sunday School?

- Please write your answer on the white-board

Reflection time

10 HABITS OF HIGHLY EFFECTIVE TEACHERS

By: Imām Azfar Uddin

Why reflect?

WHY REFLECT

- Discover!



WHY REFLECT?

- Make the same mistakes.

Aware of Allah + Reflection = Amazing teaching ideas

“واتق الله ويعلّمكم الله”

الله

HOW SHOULD I REFLECT?

1. What went well in this lesson?

2. What problems did I experience? Why?

3. Was it “student centered”? Should it have been?

4. What could I have done differently?

5. Did I hit 4 of Gardner’s M.I.?

Read examples with a partner for 3 minutes

- “I didn’t realize that I kept on saying “umm” and “You know” after every sentence
- “I didn’t know that my laugh would sound that annoying after I made a corny joke”
- “I didn't realize that I kept on picking on the misbehaved students and abandoned the well behaved students.”

“Exit slips force me and my students to reflect.”

-Azfar Uddin

MY EXIT SLIP

- What was the most important lesson?
- How will you apply what you learned?
- Write down one question/concern/comment
- What is one thing you didn't like from today's presentation?

1) SELF REFLECT

2) Genuinely care about your students

email
ONLY

WHY ARE YOU TEACHING AT SUNDAY SCHOOL?

“إجعلني على خزائن الأرض إني

حفيظ عليم”

يوسف عليه السلام

3) CONTINUE LEARNING TEACHING TECHNIQUES IF YOU WANT TO TEACH WITH IHSĀN

High School
University

3) CONTINUE LEARNING TEACHING TECHNIQUES IF YOU WANT TO TEACH WITH IHSĀN

Best
Good
Better

4) Have a discipline policy

Class Constitution

GIVE ME 5

1) Always raise your hand when you wish to speak and wait to be called on

2) Follow directions the **first** time they are given.

3) Respect your classmates, knowledge and your teacher

4) Be prepared. (Textbook, pen/pencil/ notebook, sitting on chair ready to learn, arrive on time)

5) Keep hands, feet, teeth and objects to yourself

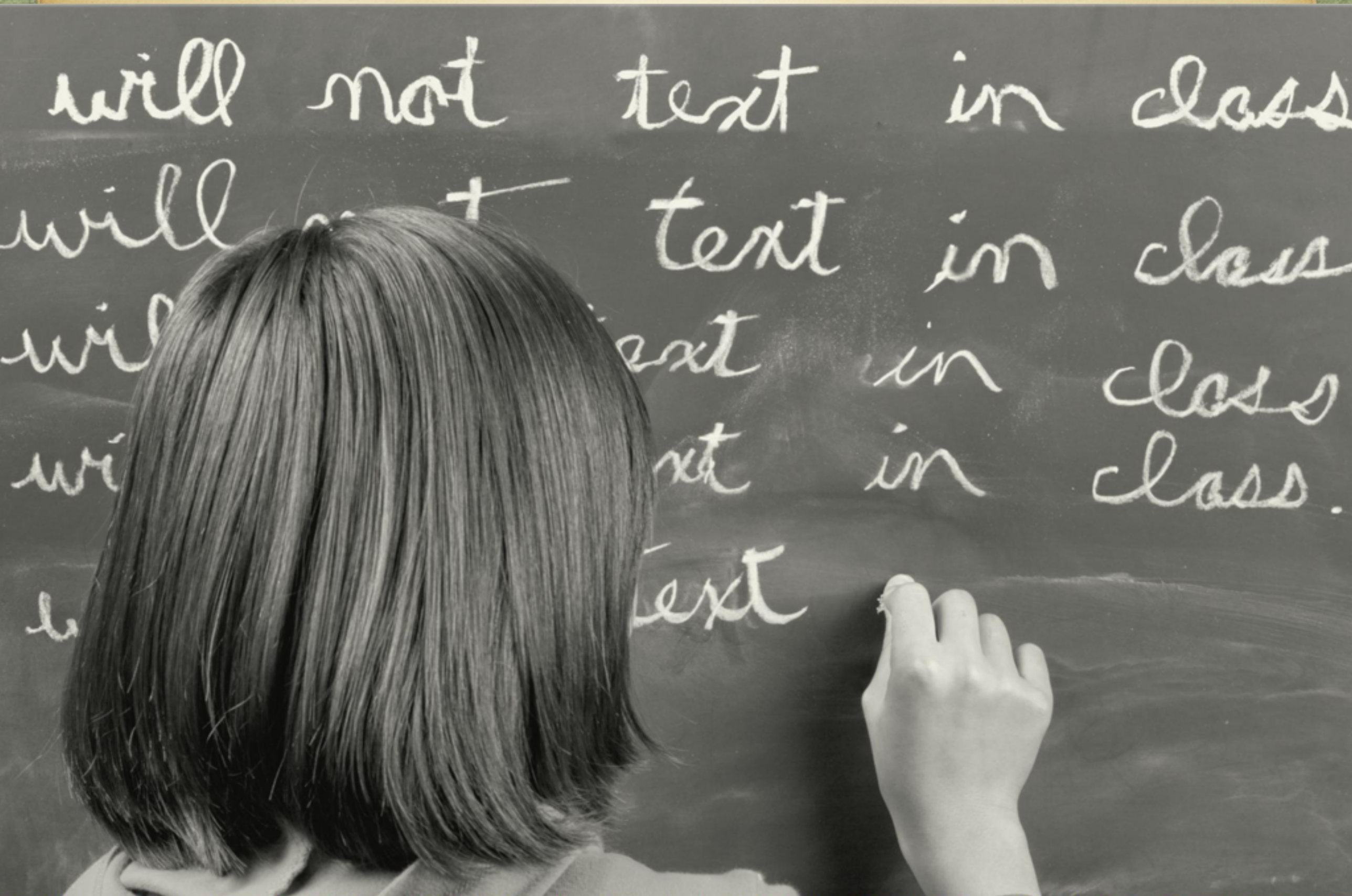
will not text in class
will not text in class
will not text in class
will not text in class.
text

CLASSROOM MANAGEMENT

- Consequences
- 1) You Break It --You Fix It
- 2) Loss of Privilege
- 3) Take a Break
- 4) How-Can-I-Help-You concentrate on the task?

Logical Consequences Cheat Sheet

OUTSIDE THE CLASSROOM

Student Behavior	Logical Consequence
Walking in Line: Too loud or silly.	Walk with teacher and/or spend 2-5 minutes during recess practicing walking calmly and quietly.
Lunchroom: Too loud or crazy.	Sit at "silent table" the next day at lunch.
Recess: Too rough or unsafe.	Sit down and come up with 3 ideas for ways to play more safely. Apologize to other students.
Library: Too loud, running around.	Choose books from an assigned area that day.
Computer Lab: Playing around or getting off-task.	Complete pencil/paper work instead.
Restroom: Playing around.	Write a "rule book" for restroom breaks (during lunch or at home) and share with the class.
Restroom: Made a mess.	Clean the mess and write an apology to the custodian.
Anywhere: Disrespectful language to an adult.	Write a letter of apology (during lunch or at home).

INSIDE THE CLASSROOM

Student Behavior	Logical Consequence
Rushed through work.	Redo the work, this time doing best and taking time. (Right then, at lunch, or at home.)
Playing/off-task while working at group table.	Move to a more private, secluded spot to complete the work and/or apologize to classmates.
Playing or talking during independent work.	Lose privilege of choosing own spot that day and must work at desk during that time.
Broke a classroom supply or tool on purpose or due to carelessness.	Write an apology to owner; come up with 3 ways to make amends. Lose privilege of using that supply.
Disruptive during whole class lesson.	Move to desk or private spot and/or create a written plan for how to be a helpful classmate and good student in the future.
Work refusal.	Complete the work as homework and get parent signature.
Rude or mean to classmate.	Write letter of apology and come up with 3 ways to make amends.

Explain the logical consequence in a calm and empathetic tone!
Allow the child to feel the effects of his/her actions!
Logical consequences are meant to TEACH, not punish.

RESOURCES FOR CLASSROOM MANAGEMENT

- “The First Days of School” by Dr. Wong
- “The Classroom Management Book” by Dr. Wong
- “Classroom management in Photographs” by Maria Chang
- “Discipline with Dignity” by Richard Curwin
- Go over consequences on the first day of school
- Signed and agreed upon by the teacher, student, administration and parents.

Bad teacher vs Good teacher skit

- Scenario: Teacher assigns lab work. 2 students are using the laptop for non-school related items.

4a) Document every incident

"An engaging lesson plan takes care of the vast majority of my classroom management issues"

–Azfar Uddin

5) HIT 4 OF GARDNER'S MULTIPLE INTELLIGENCES

WHAT ARE SOME OF THE WAYS STUDENTS LEARN?

Multiple Intelligences

developed by:
Dr. Howard Gardner

Musical

Love: singing, whistling, humming, tapping feet and hands, listening

Need: sing-along time, trips to concerts, music playing at home and school, musical instruments

Logical-Mathematical

Need: things to explore and think about, science materials, manipulative, trips to the planetarium and science museum

Love: experimenting, questioning, figuring o
puzzles, calculating

Linguistic

Love: reading, writing, telling stories, playing word games

Need: books, tapes, writing tools paper diaries, dialogues, discussion, debate stories

Intrapersonal

Love: setting goals, meditating, dreaming, being quiet

Need: secret places, time alone, self paced projects, choices

Interpersonal

Love: reading, organizing, relating, manipulating, mediating

Need: friends, group games, social gatherings, community events, clubs, mentors/apprenticeships

Spatial

Love: designing, drawing, visualizing, doodling

Need: art, LEGOs, video, movies, slides, imagination games, mazes, puzzles, illustrated books, trips to art museums

Bodily-Kinesthetic

Love: dancing, running, jumping, building, touching, gesturing

Need: role play, drama, movement, things to build, sports and physical games, tactile experiences, hands-on learning

合氣道
師範 小林保雄

6) INTELLECTUAL HUMILITY

WHAT IS THE RULING WITH SOMEONE WHO HAS A LINEAGE TO THE PROPHET MUHAMMAD (S) THROUGH THEIR MOTHER CAN THEY RECEIVE ZAKAH OR SADAQAH?

WHAT ARE ALL THE CONDITION FOR A HADITH TO BE IN IMAM BUKHARI'S COLLECTION?

WHAT IS THE DIFFERENCE BETWEEN A HASAN HADITH AND A SAHIH HADITH

WHAT'S THE DIFFERENCE BETWEEN أخبرنا AND حدّثنا?

6) INTELLECTUAL HUMILITY

7) CHOOSE APPROPRIATE SEATING ARRANGEMENTS



Traditional

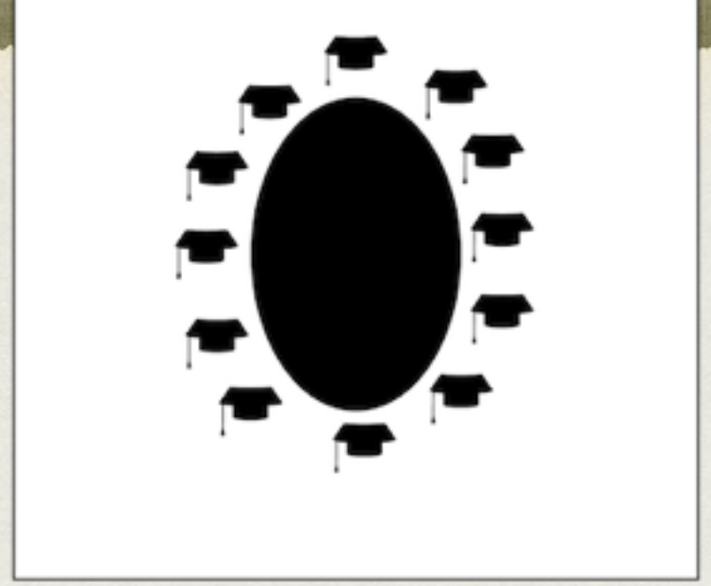

Roundtable

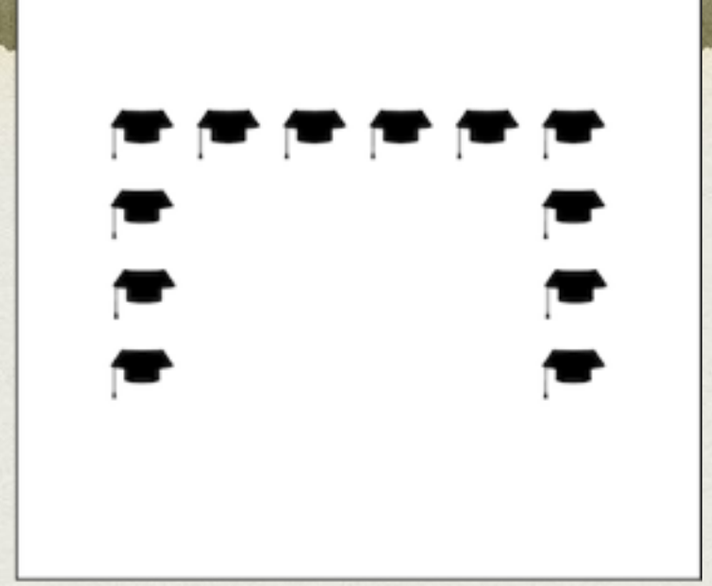

Horseshoe
or Semicircle



Double
Horseshoe



Group Pods



Pair Pods

7) CHOOSE APPROPRIATE SEATING ARRANGEMENTS

8) WRITE LESSON PLAN ON BOARD

WHY?

MY LESSON PLAN

- What they will learn
- How will they learn
- Why

nger Kindness intimidate Kindness caring Someone

There friendly Free Kind heroic lightHearted

self conniving How do you denounce

st of friends Kindness Someone who cares Nice Best Friend Kind

ndship thaughtful Being There Loved Care Friendship goodstan

awesome friend Friendly Savior love

ove Caring care want to be friend

ce menace Kind Sweet Involved cliques kind

t hopeful friendly Awesome friend compliment shame liar pride

awesome FRIENDIY beli Trust

irresponsi remembered?

honest malice friend awesome kind to Friends for life

envy encouraging Kind best friend ever Friends Forever a cool friend Careful

9) START WITH WHY

“If I can’t answer why we’re learning about this, then I have failed as a teacher.”

-Azfar Uddin

10) Know your students

What's your highlight/lowlight of the week?

All about me as a learner...

On a scale of 1-5, how much do you enjoy reading? (circle one)

1 don't like | 2 | 3 it's okay | 4 | 5 can't get enough!

About how many minutes do you read per day? _____

When it comes to school, I am really good at _____ because _____

When it comes to school, the most challenging thing for me is... _____ because _____

My favorite spot to do homework is _____

This year I am going to work hard to _____

I learn best when... _____

On a scale of 1-5, how much do you enjoy math? (circle one)

1 don't like | 2 | 3 it's okay | 4 | 5 can't get enough!

About how many minutes a day do you practice your math facts? _____

Recap, what are the 10 habits?

- Self Reflect
- Genuinely **care** about your students
- Continue learning teaching techniques if you want to teach with Ihsān
- Have a discipline policy
- Hit 4 of Gardner's Multiple Intelligences

Recap

- Intellectual humility
- Appropriate seating arrangements
- Write lesson plan on board
- Start with Why
- Know Your Students

EXIT SLIP

- What was the most important lesson?
- How will you apply what you learned?
- Write down one question/concern/comment
- What is one thing you didn't like from today's presentation?

RESOURCES FOR LESSON PLANS

- The First Days of School, by Dr. Wong

- https://docs.google.com/document/d/1mVPuAAkbAsIw-2UZ18IM5J5uHRtvPNNUSd9c9td_gZQ/edit

LESSON PLAN

- Why? Why are you teaching this content?
- Common Core/Illinois Learning Standards
- Materials:
- Instructional Objectives
- Activating Prior Knowledge
- Procedures/Sequence of Learning Activities:
- Assessment
- Differentiation:
- Reflection: